




Hardware by Compo 

M05 - Glass Door Hinge

Compo glass door hinge are designed for glass door application. It comes with a decorative cover to enhance the final outlook of the door.

Key specification:

Material: Steel with Zinc alloy nickel plated

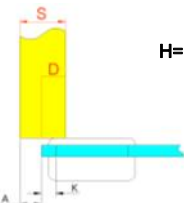
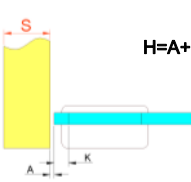
Angle of opening: 95°

Possible drilling distance on the glass door: 4-8mm

Available glass door thickness: 4-6mm

Decorative Cover Finish: Black, Nickel or Gold

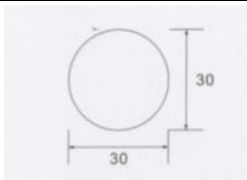





| | |
|---|--|
| <p>Full Overlay C=0</p>  |  <p>H=14 +K- (D)</p> |
| <p>Half Overlay C=9</p>  |  <p>H=5 +K- (D)</p> |
| <p>Inset Overlay C=17</p>  |  <p>H=A+K-4</p> |

Base Option

| Standard Wood Screw | Euro Screw | Base With Linked Plastic Dowel |
|---|---|---|
|  |  |  |

Decorative Cover Option

| Nickel | Black | Gold |  |
|---|---|---|---|
|  |  |  | |

