



Hardware by Compo

# Swivels

We have designed a range of swivels to fulfill the requirement of various application. Our swivel are presently used in the making of rattan chairs, dining chair, sofas, bar stools, casino chairs and many other purpose.

Compo swivels are designed to be robust and be able to withstand the rigor of swiveling.


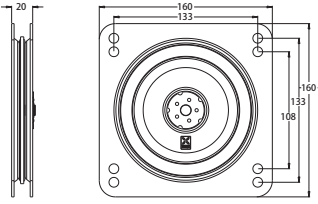

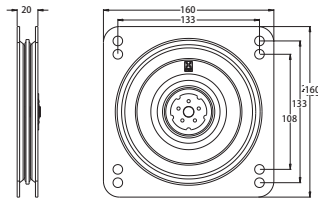

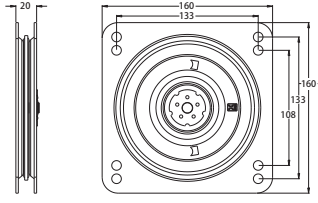

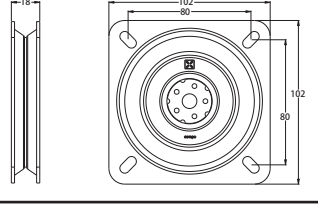

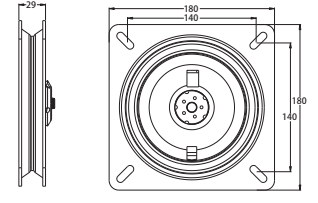

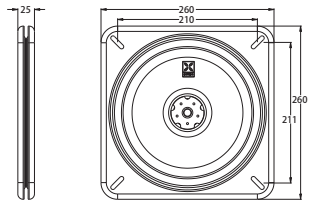

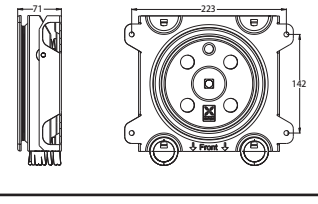

All Compo swivels are tested on regular basis to ensure ensure consistent quality. We put our swivel to severe load test to ensure that user are guaranteed of trouble free use for many years. Compo guarantees its swivels from manufacturing defects for 10 years.



Swivels	Product Code	Qty/Box	Weight/Pc	Finishing
<p>Standard 360° Swivels (Single Bearing) - 2.3 mm steel plate</p>	SSW101R	20pcs	1.1 Kg	Rainbow ED Black
<p>Standard 360° Swivels ( Double Bearing ) - 2.8 mm steel plate - 2.3 mm steel plate</p>	SSW201 SSW202R	20pcs 20pcs	1.3 Kg 1.0 Kg	Blue Zinc ED Black Rainbow Zinc
<p>Standard 180° Swivels ( Double Bearing ) - 2.3 mm steel plate</p>	SSW203	20pcs	1.1 Kg	Blue Zinc ED Black Rainbow Zinc
<p>4" Mini Swivel</p>	MSW01	24pcs	0.4 Kg	ED Black
<p>Auto Return Swivel</p>	ASW01	18pcs	1.4 Kg	ED Black
<p>10" Swivel - 3.0 mm steel plate - 2.5 mm steel plate</p>	SSW301 SSW302	10pcs 10pcs	3.6 Kg 3.0 Kg	ED Black
<p>Rocker Swivel</p>	RSW01	8pcs	3.1 Kg	ED Black
<p>Rocker Swivel with Tilt Adjustment</p>	RSW02	8pcs	3.7 Kg	Zinc or ED Black



# Product Specification

Swivels	Description	Technical Specification
 <p>Standard 360° Swivels (Single Bearing)</p>	<p>2.3mm steel plate is used for greater strength, which is suitable for medium weight application. It is very suitable to swiveling chairs or bar stool application.</p>	
 <p>Standard 360° Swivels (Double Bearing)</p>	<p>SSW201 use thick 2.8mm steel plate is used for greater strength. SSW 202 use thinner 2.5mm steel plate and is used for medium weight application.</p> <p>Bearing clamp plate is added for smoother rotation.</p>	
 <p>Standard 180° Swivels (Double Bearing)</p>	<p>SSW203 is designed to stop at 90 degree on each side. 2.5mm steel plate is used for medium weight application.</p> <p>Bearing clamp plate is added for smoother rotation.</p>	
 <p>4" Mini Swivels</p>	<p>This swivel is suitable lightweight application such as CD-rack, swiveling cabinet.</p> <p>It can take load up to 40 kg.</p>	
 <p>Auto Return Swivel</p>	<p>2.5mm thick steel plate is used for greater strength, suitable for casino chairs, restaurant chair, dining chair and any application where returning to the front is important. This allow the chairs to set neatly back to the original position at all time.</p>	
 <p>10" Swivel</p>	<p>SSW301 and SSW302 is designed for heavy-duty application like building swiveling sofa or other heavy duty application. It will take load up to 200 kg without any problem</p>	
 <p>Rocker Swivel</p>	<p>RSW01 is designed for swiveling and rocking action. It can be used for outdoor rocking chairs, or dining chairs.</p>	
 <p>Rocker Swivel with Tilt Adjustment</p>	<p>RSW02 is similar to RSW01 in that it will rock and swivel and has an additional feature of having a leveling plate for tilt adjustment.</p>	